



INDLULAMITHI
SOUTH AFRICA SCENARIOS



Indlulamithi South Africa 2035 Scenarios

Indlulamithi Barometer 2023

Dr Tara Polzer Ngwato



Why are Scenarios necessary in times of change? Why do we track reality against Scenarios?



1

EVIDENCE

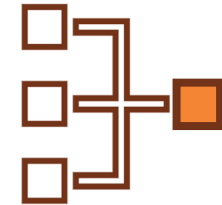
The Barometer is an evidence-based tool to galvanise collective action.



2

PERSPECTIVE

Embed the principle of long-term, evidence-based planning into the national psyche.

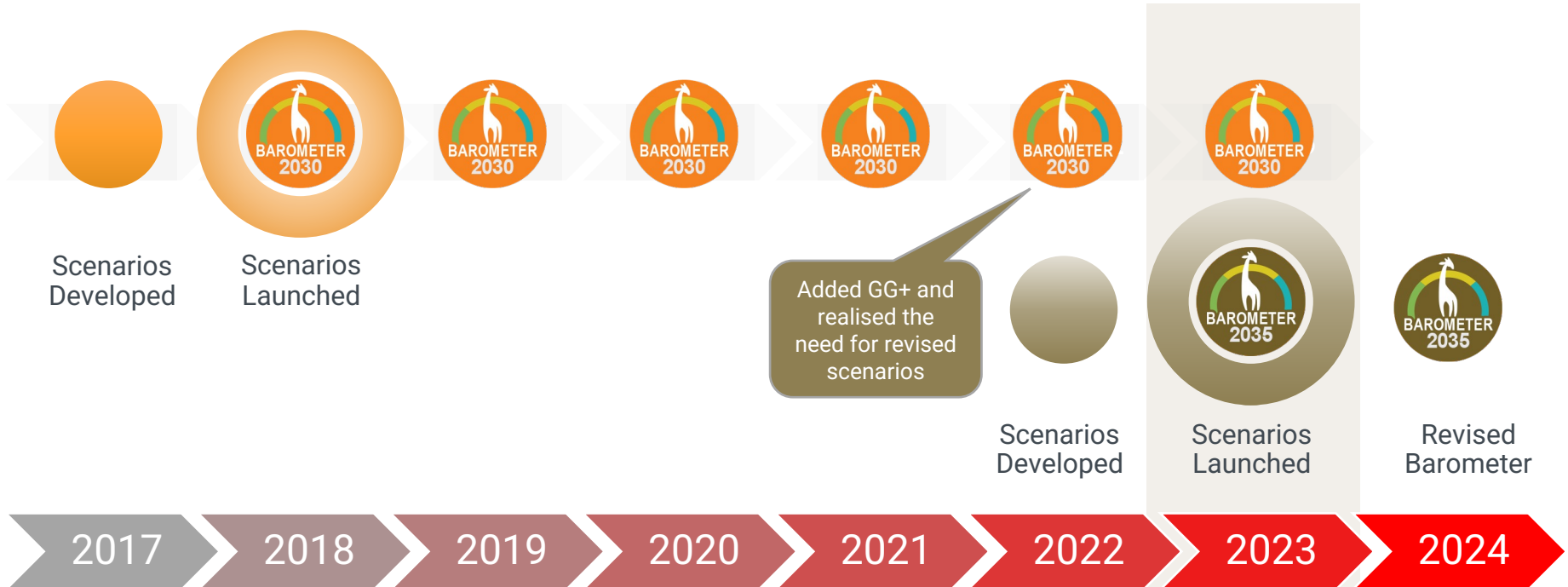


3

RELATIONSHIPS

Build relationships to enable collective action toward the goal of social cohesion.

History and Trajectory



Barometer Methodology

How is the Barometer constructed?



Recognised gov, non-gov and international data sources:
e.g. StatsSA, Auditor General, DWAF, World Bank, Social Progress Index, Afrobarometer, etc.

2022
New indicator cut-off points
'new scenario': GG+



Points of Comparison for Indicator Cut-off Points

1. Average for Upper Middle-Income Countries (WDI)
2. National Development Plan targets for 2030
3. SPI comparison with 15 countries with similar GDP
4. Global averages (in some cases)
5. Qualitative assessment (in some cases)

Barometer Composition

What indicators are included in the Barometer?



RESISTANCE, RESENTMENT,
RECONCILIATION

13 indicators

Public support for media freedom
Perceived freedom of speech and civic association
Sense of hope
Shared sense of history
Support for constitutional and democratic values
Trust in institutions
Identity



INSTITUTIONAL CAPACITY
AND LEADERSHIP

21 indicators

National state capacity
Municipal state capacity
Policy making capacity
Political representation
Political party stability
Political rights and civil liberties
Governance, accountability and Civil Society
Business environment



SOCIAL INEQUALITY

20 indicators

Macro-economy
Unemployment
Poverty
Food security
Education
Health
Safety
Gender wage gap

54
INDICATORS


2023 Barometer by KDF



RESISTANCE, RESENTMENT,
RECONCILIATION



INSTITUTIONAL CAPACITY
AND LEADERSHIP

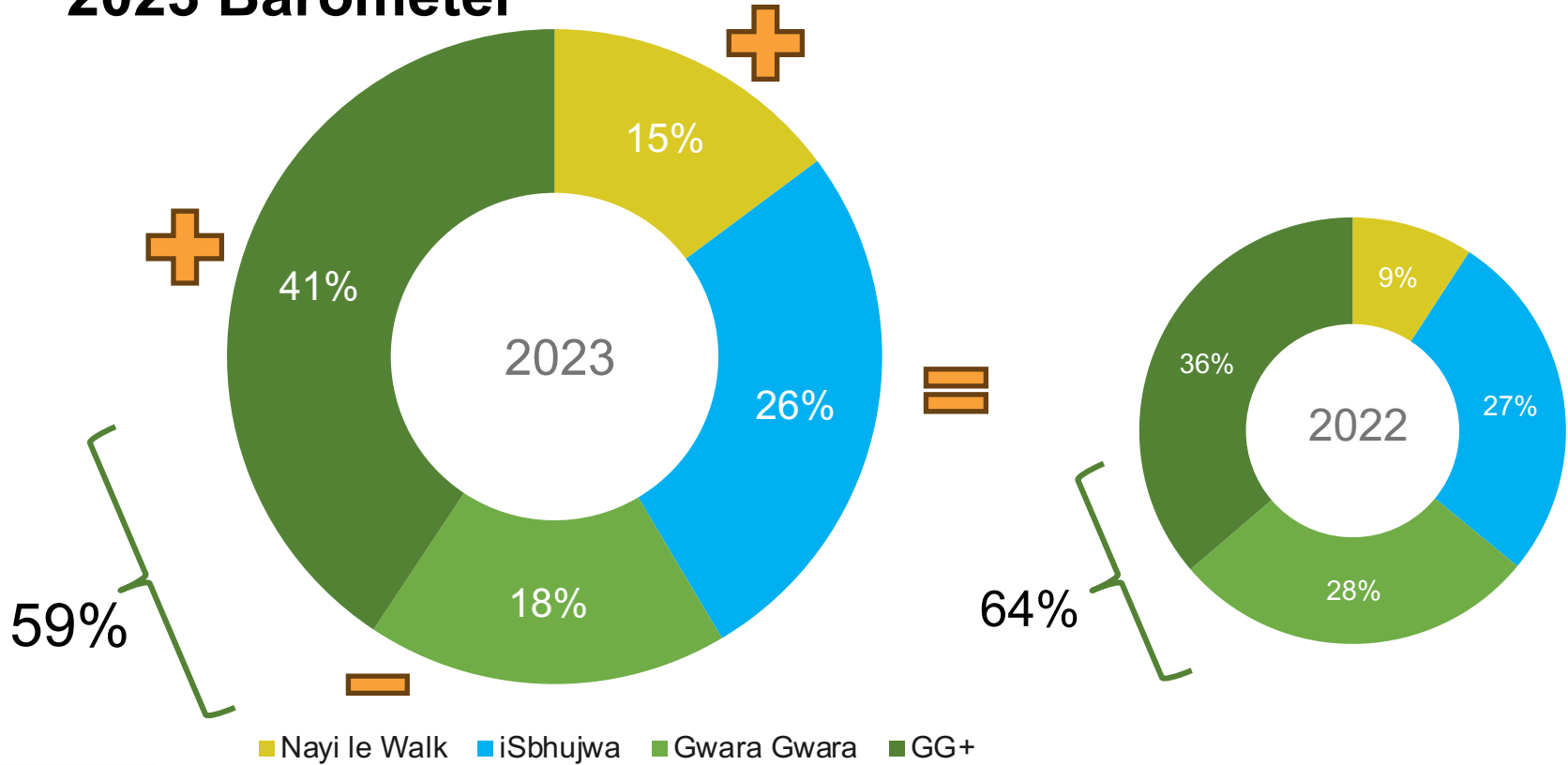


SOCIAL INEQUALITY

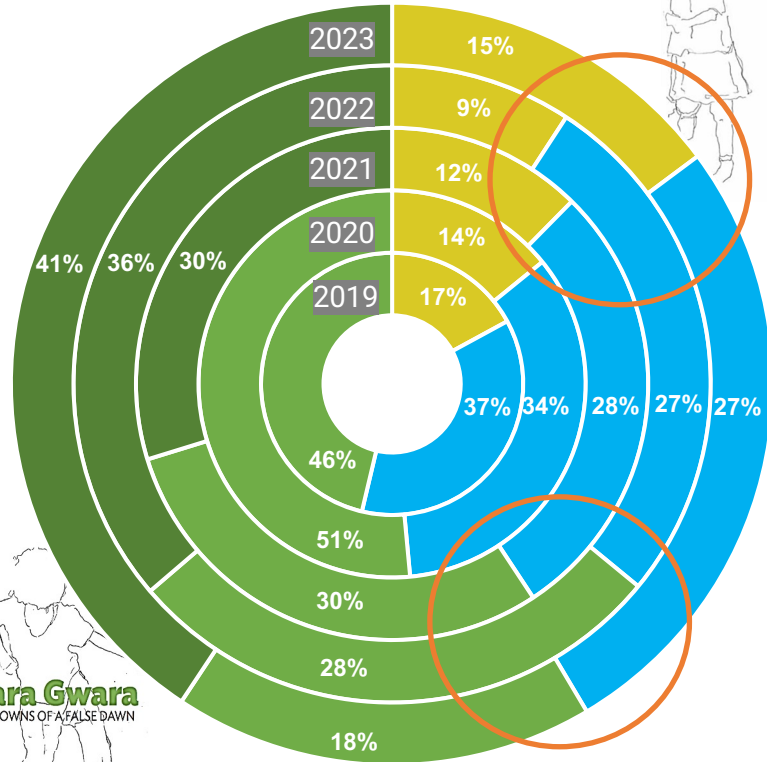


80%

2023 Barometer



2019 - 2023 Barometer

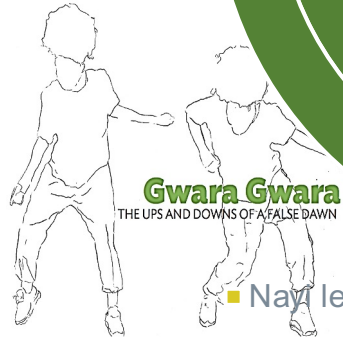


Nayi le Walk
A NATION IN STEP WITH ITSELF

Rebound?




iSbhujwa
AN ENCLAVE BOURGEOIS NATION



Gwara Gwara
THE UPS AND DOWNS OF A FALSE DAWN

■ Nayi le Walk ■ iSbhujwa ■ Gwara Gwara ■ GG+

2022 - 2023 Shifting Indicators



Increased Tax revenue as a percentage of GDP

Recovery of Covid-era ECD attendance (still big differences by income)


Recovery of Covid-era nutrition (but might be data issue)

Secondary school completion rate (Covid-era artefact?)

● - 2022
★ - 2023

Nayi le Walk iSbhujwa
Gwara Gwara GG+

2022-23 Barometer: Where is the Stability?



7

Perceived freedom of speech
Perceived Freedom of civil society association and holding govt to account


+

State administrative capacity: tax revenue as % of GDP
National Youth Representation in Parliament
Governance Stability (top 10 countries in Africa)
Political rights and civil liberties
Health: Life expectancy at birth

1

Education: grade 12 completion rate (out of cohort starting Grade 1)

2022-23 Barometer: Could go either way



13

Media freedom (public support for)

Trust/belief in Courts

National vs ethnic identity

Perceptions about reconciliation

Belief in democratic dispensation

Trust inequality between 'high' (top25%) and 'low' (bottom 25%) income

Policy Process: Climate Change

Policy process: Land Reform

National Gender Balance in Parliament


Media freedom (laws and treatment of journalists)

Economic Sectors: Agriculture

Nutrition/Poverty: % HH food access severely inadequate

Education: tertiary

2019-23 Barometer: Biggest Losers



Dropped by 2 or more scenarios since 2019

State administrative capacity: basic services provision (electricity)

Political parties (internal stability)

Gini coefficient

Sense of hope/belief in country's economic trajectory

Trust in national government

% of SA who think next year will be better

2019: 52%

2022: 11%

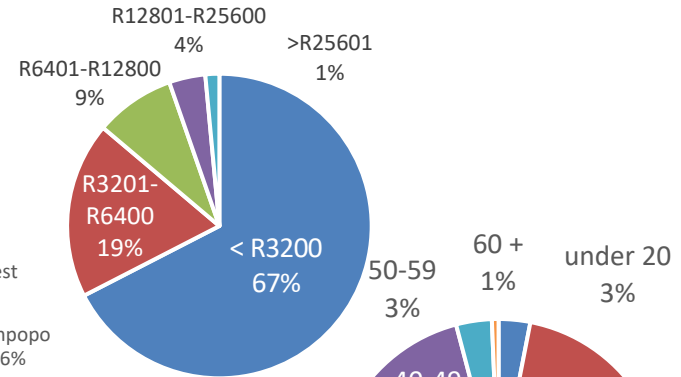
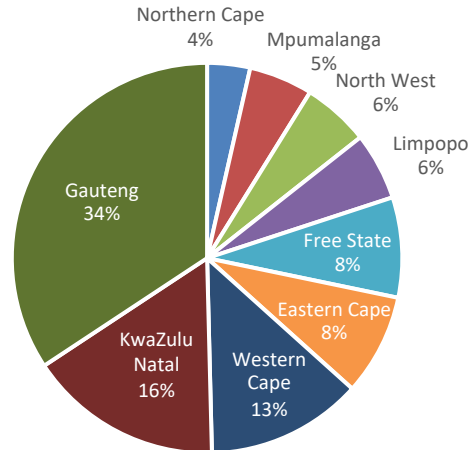
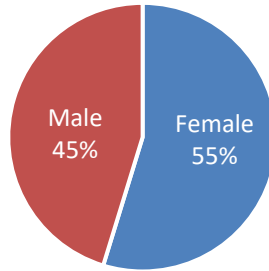
2023: 27%

Rebound coming?

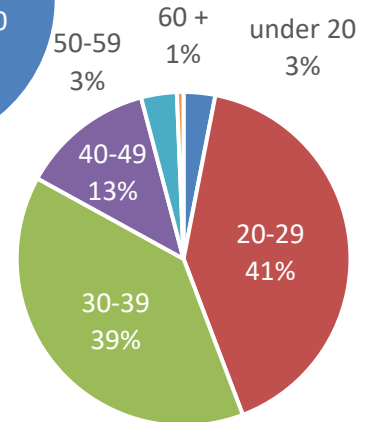
What the data says
(54 datasets)



What the people say
(2000+ respondents to perception survey)



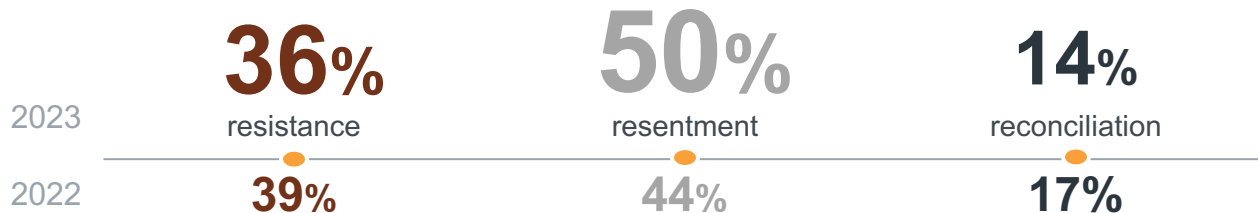
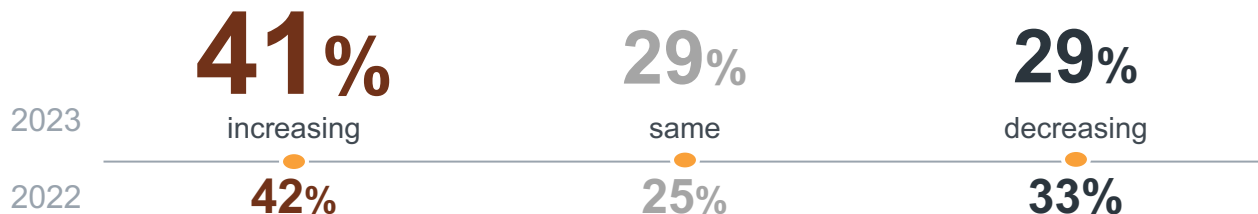
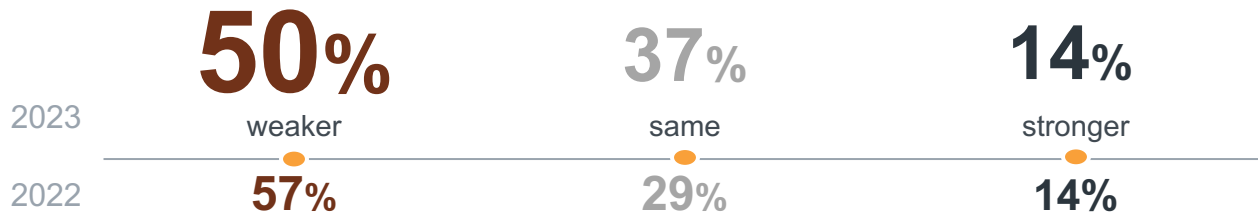
Data
collected
Sept 2023



Rebound? Have we reached the bottom?

Perception Survey Results

Perceived trends by Key Driving Force

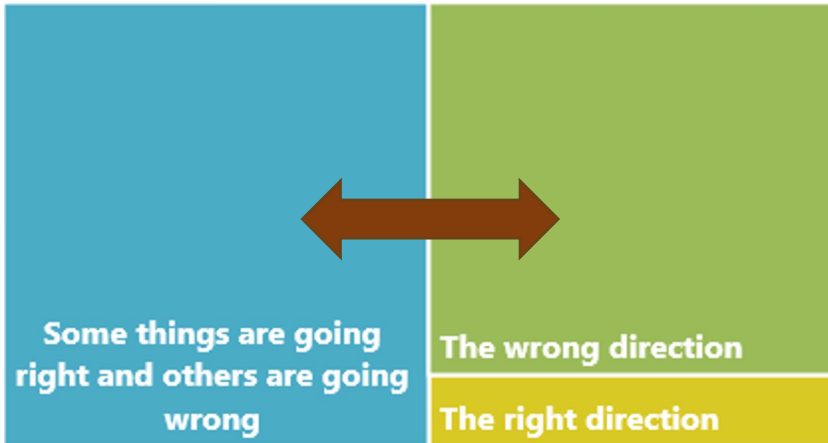


Rebound? Have we reached the bottom?

Perception Survey Results

Past year

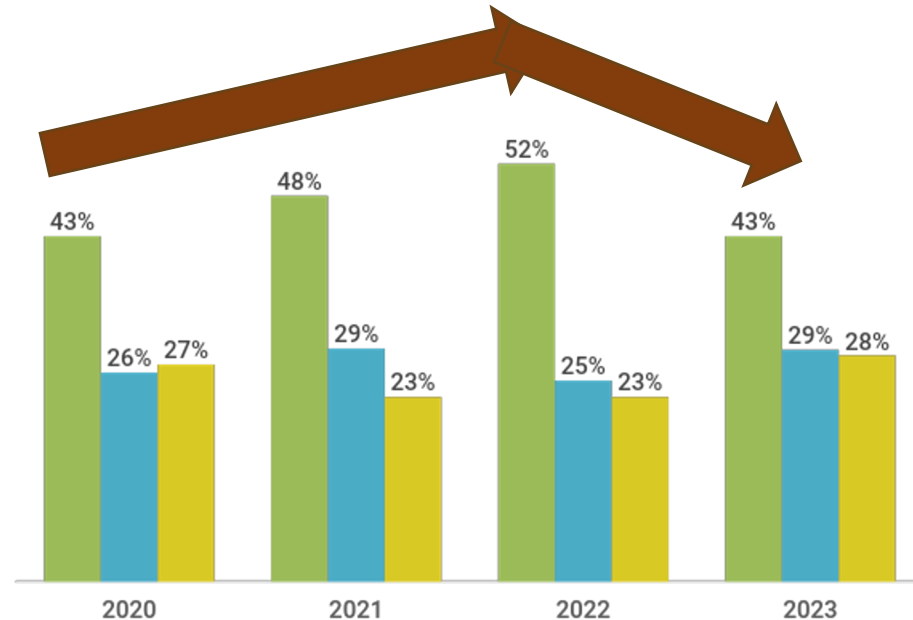
In the past 12 months (July 2022 - June 2023), did you feel that the country was going in the right direction or the wrong direction?



Nayi le Walk iSbhujwa Gwara Gwara

Upcoming year

Which scenario do you foresee in the next 12 months?



Give an example of something that is going wrong.

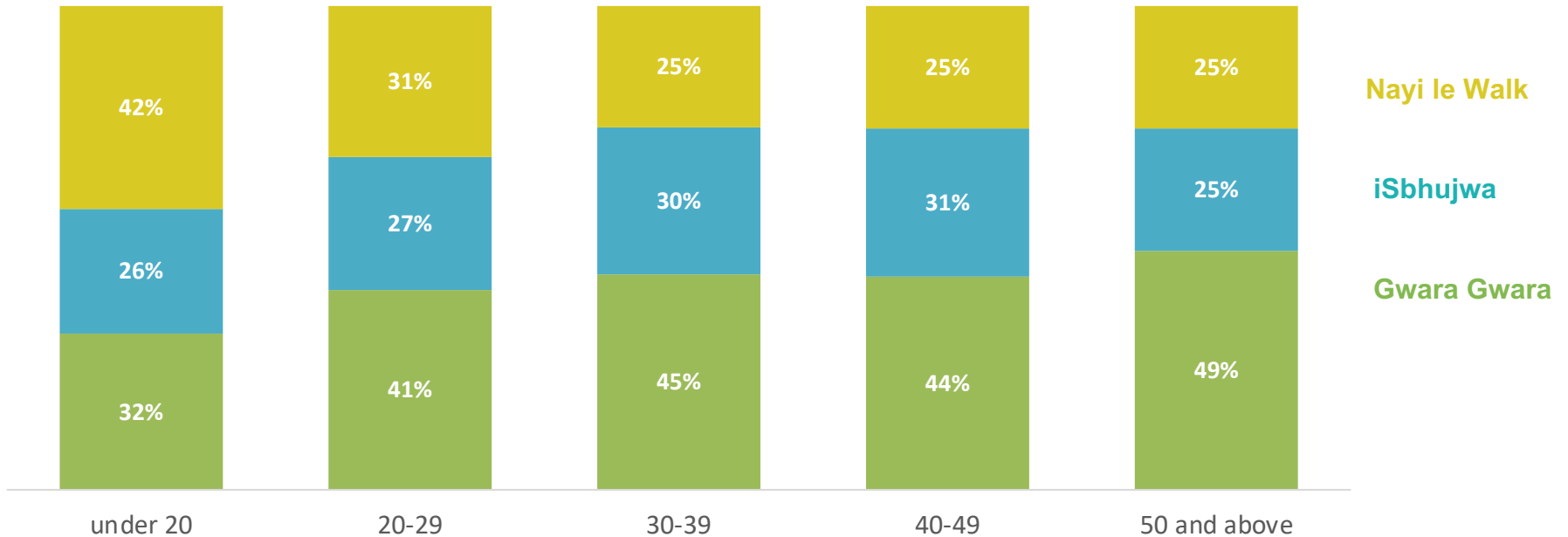
Perception Survey Results



Who will take us forward? Perception Survey Results

Which scenario do you foresee
in the next 12 months?

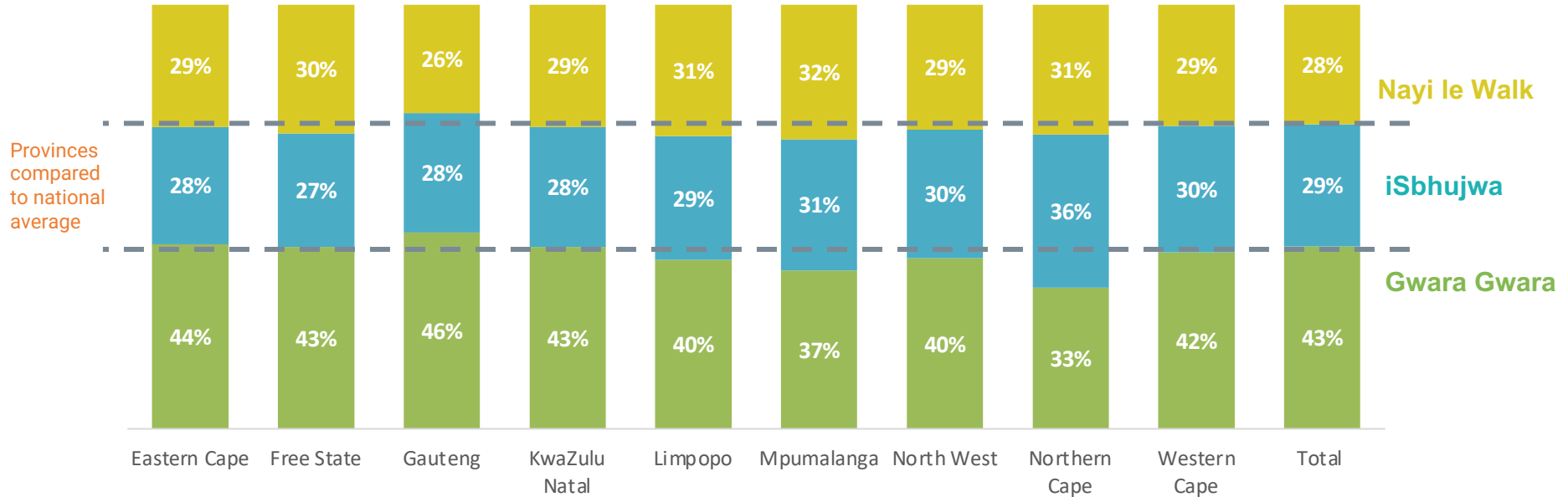
Generations



Who will take us forward? Perception Survey Results


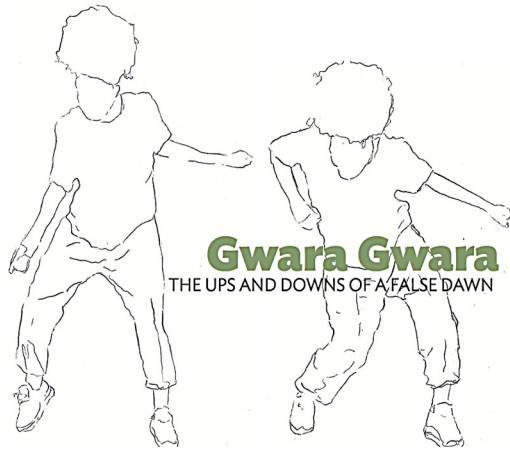
Which scenario do you foresee
in the next 12 months?

Province



Farewell to the 2030 Scenarios

Thank you for the dance....



Welcome to the 2035 Scenarios

A little birdie told me





INDLULAMITHI
SOUTH AFRICA SCENARIOS



Indlulamithi South Africa 2035 Scenarios

Thank you

tara@socialimpactinsights.co.za



<http://sasenarios2030.co.za>



@SAScenarios2030



@SAScenarios2030